

# 'Sanctuary Ananda'

Custom built for cruising the Irrawaddy River by local shipbuilders using age-old knowledge and traditional materials, 'Sanctuary Ananda' transports you into a world of luxury and comfort with the modern amenities of a fine hotel.

## Ship Details at a Glance

- ▶ 21 spacious cabins and suites, each with its own private balcony
- ▶ One 807-square-foot Aloungpayah Owner's Suite
- ▶ Panoramic lounge with floor-to-ceiling windows for easy viewing
- ▶ Air conditioning and TV in all cabins and suites

## Elegant, Ample Cabins

'Sanctuary Ananda' offers the most elegant accommodations on the Irrawaddy River. The decor of every cabin and suite is a contemporary fusion of traditional Burmese handicrafts, local fabrics, teak wood and lacquerware. Each ample cabin or suite (290 to 334 square feet) is named for a historic Irrawaddy flotilla ship and adorned with a vintage photograph of its namesake vessel. The comfortable beds feature luxurious Malaika Egyptian cotton sheets. You may also upgrade to the ship's one, lavishly outfitted, 807-square-foot Aloungpayah Owner's Suite.

## Superb Food & Wines

The cuisine on 'Sanctuary Ananda' is superb and includes authentic Burmese and international dishes prepared by onboard chefs, paired with wines from the vessel's cellar.

## Your Every Need Attended

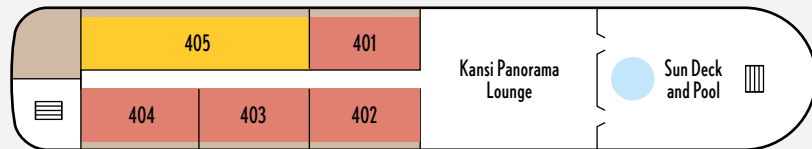
The needs of the mind and spirit are attended to as well, with complimentary early morning meditation and evening lectures on local customs, culture and history. With a nearly 1:1 staff-to-guest ratio, 'Sanctuary Ananda' delivers superior service on board and on shore throughout your voyage.



Cruising the Irrawaddy River in comfort aboard 'Sanctuary Ananda'

## Deck Plan

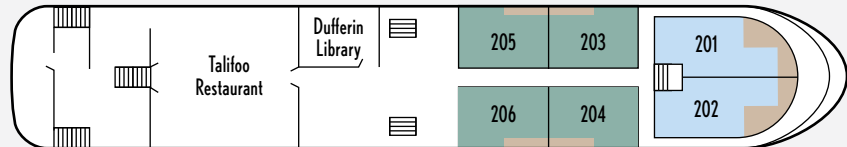
### BHAMO DECK



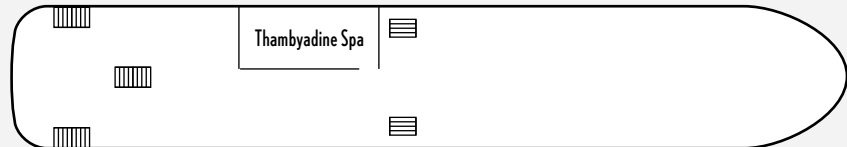
### MANDALAY DECK



### BAGAN DECK




### YANGON DECK



- Aloungpayah Owner's Suite (807 sq. ft.)
- Deluxe Cabin - Bagan Deck (290 sq. ft. avg.)
- Luxury Suite (334 sq. ft. avg.)
- Classic Cabin - Bagan Deck (290 sq. ft. avg.)
- Deluxe Cabin - Mandalay Deck (291 sq. ft. avg.)

NOTE: Aloungpayah Owner's Suite has a fixed king bed and cannot be converted into twin beds.



The open-air sun deck, relaxing by day or night



A spacious, elegant cabin