

Galápagos on Board MV 'Eclipse'



The nimble MV 'Eclipse' anchored in Galápagos waters


A Galápagos cruise with A&K reveals this extraordinary destination at its most rewarding. With shore excursions to the islands led by expert naturalists, along with stimulating on-board activities, a Galápagos holiday provides a well-rounded adventure for every age and every type of traveller.

A VESSEL BUILT FOR ADVENTURE

At the heart of your A&K Galápagos experience is MV 'Eclipse,' the adventure cruise ship that takes you to the islands in comfort and style. Part deluxe hotel, part base camp, 'Eclipse' gracefully combines the amenities of a first-class yacht with the skilled personnel and sound ecological practices of an expedition vessel. At 210 feet long, she carries just 48 guests in 26 spacious cabins, compared to the 80 to 100 guests carried by most Galápagos ships her size. That means more room to stretch out, as well as better service, with 31 crew members and four naturalist guides on hand to accommodate your every need and answer any question. No wonder 'Eclipse' received perfect scores for Shore Excursions and Itineraries/Schedules in a *Condé Nast Traveler* 2010 readers' poll.

A STYLISH AND RELAXED ATMOSPHERE

On 'Eclipse,' "elegant" doesn't necessarily mean "formal." The crew fosters a sense of camaraderie, and you need not pack anything dressier than "smart casual" wear. The dining room seats all passengers at once; many meals are also served on the *al fresco* Weather Deck. The best seats for wildlife viewing is on the Sun Deck, while the lounge boasts comfortable seating, perfect for a chat with your guides.




A sleek and comfortable superior stateroom



Outdoor dining on the Weather Deck



The elegant dining room



SAFE AND ECOLOGICALLY SOUND

Partnering with the Galápagos National Park and the Charles Darwin Research center to provide conservation education, 'Eclipse' complies with all current SOLAS (Safety of Life at Sea) and ISM (International Safety Management) regulations. Rainforest Alliance has awarded 'Eclipse' its "Smart Voyager" seal of approval, certifying it as eco-friendly and socially responsible.

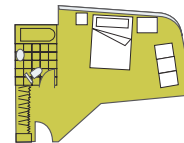
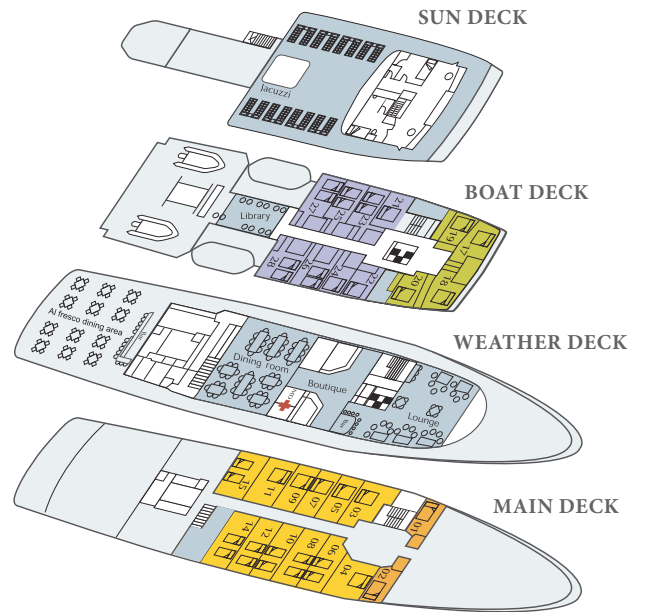
MV 'ECLIPSE'

- 4 DELUXE STATEROOMS** on the Boat Deck
- 8 SUPERIOR STATEROOMS** with picture windows on the Boat Deck
- 12 STATEROOMS** with portholes on the Main Deck
- 2 SINGLE STATEROOMS** with portholes on the Main Deck

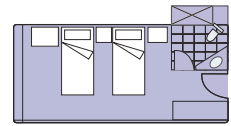
TECHNICAL SPECIFICATIONS

Type of vessel:	Expedition vessel
Capacity:	48 passengers
Length:	210 ft. / 64 m
Beam:	41 ft. / 12.5 m
Depth:	23 ft. / 7.1 m
Draft:	11 ft. / 3.2 m
Gross tonnage:	1,610
Cruising speed:	11 knots
Safety:	ISM & SOLAS requirements
Life jackets:	In each cabin
Lifeboats:	6
Accommodation:	26 air-conditioned cabins with private facilities
Crew:	31, plus up to 4 naturalist guides
Infirmary:	Resident physician permanently on board

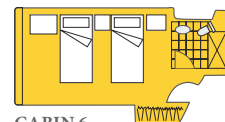
DECK PLAN



CABIN 18
Area: 210 sq.ft. approx.



CABIN 27
Area: 170 sq.ft. approx.



CABIN 6
Area: 170 sq.ft. approx.



CABIN 1
Area: 110 sq.ft. approx.